

LIFE SAFETY & INCIDENT MANAGEMENT

Remote Telephones and Wallboxes - Break Glass Type 6702 Series



Overview

Edwards 6702 Series Remote Telephone Handsets are permanently installed at strategic locations throughout a building allowing fire fighters to easily communicate with the fire command center. They can be used by themselves or in addition to portable fire fighter handsets. Refer to literature sheet number E85001-1022 for details on 6700 series Portable Telephone Handsets.

Permanently installed fire fighter telephone stations provide a handset behind a locked door. The door on these models has a "break glass" feature which allows access by breaking the glass if a key is not readily available.

Lifting the remote handset from its cradle causes a "call-in" buzzer to sound, a lamp to indicate a "call-in" and a zone indicator, where provided, to light at the command center. Refer to applicable EST4 control panel literature for specific operation details.

These units are available in either surface or flush mounting. The front is clearly marked "FIRE FIGHTERS TELEPHONE" in bilingual French/English languages using large white lettering for easy identification.

TELEPHONE HANDSETS - Two models are available. Catalogue number 6702-0220 is black. Catalogue number 6702-0221 is red. Both models feature a 60 inch (1500mm) coiled cord complete with wiring terminals. The handset is made from durable ABS plastic. The assembly also includes the cradle and mounting screws for installing into the wallbox.

WALLBOX - The 6702-10 Wallbox is suitable for flush or surface mounting. The wallbox is factory finished with "Fire Red" baked enamel.

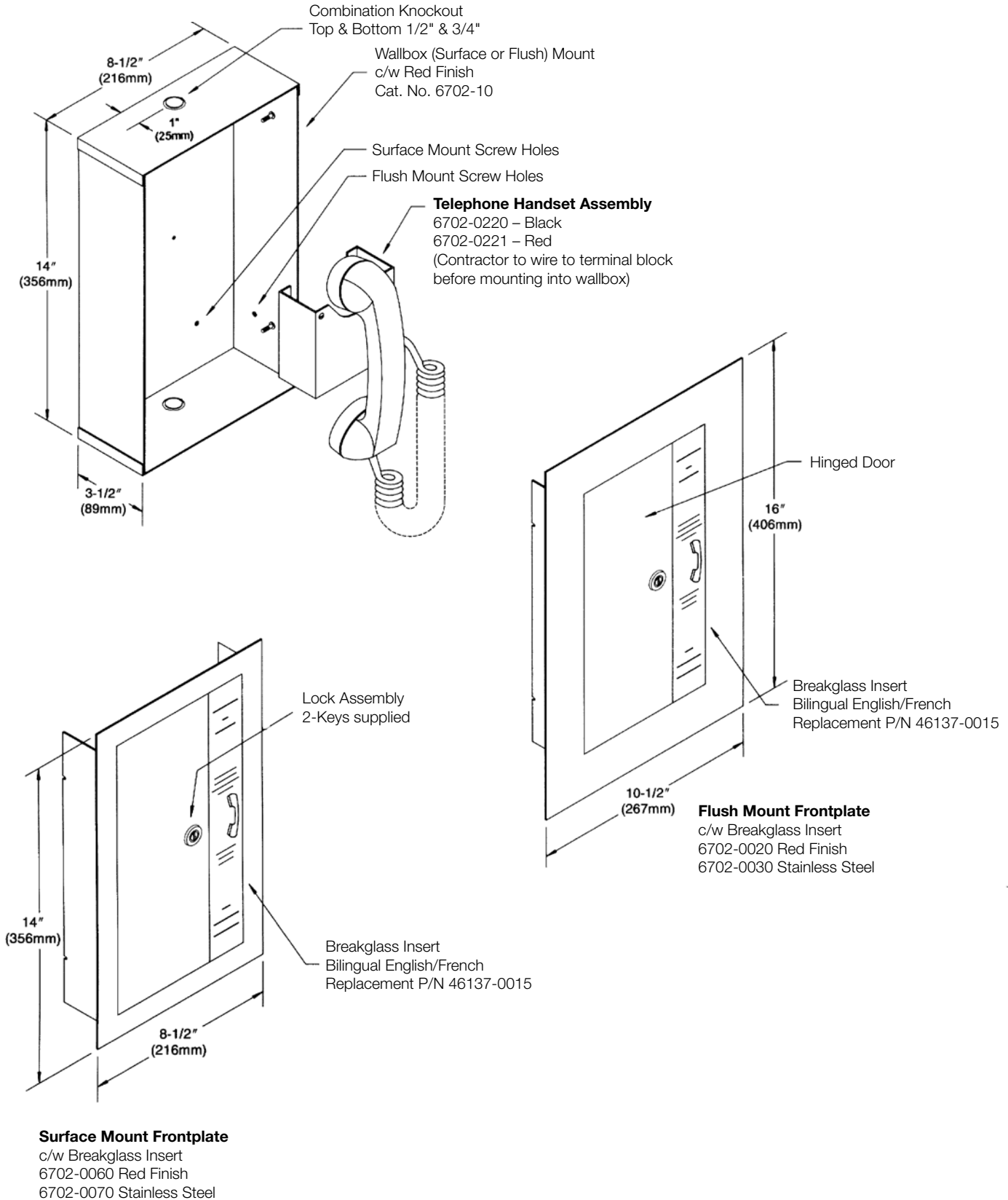
FRONT PLATES - There are four different break glass front plates available. All feature concealed hinges which offer added vandal resistance and an attractive installed appearance. They all have a locking door and are shipped with two keys. The 6702-0020 with a "Fire Red" finish and the 6702-0030 with a stainless-steel finish are both for installing to flush mounted wallboxes. The 6702-0060 with the "Fire-Red" finish and the 6702-0070 with the stainless-steel finish are both for installing on to surface mounted wallboxes.

Standard Features

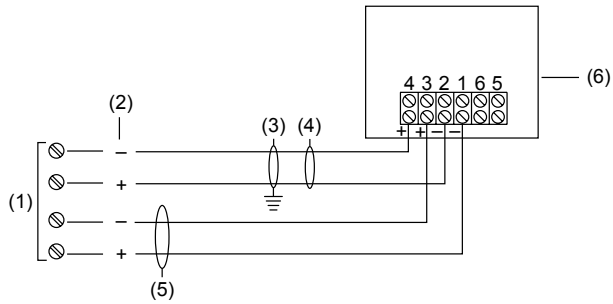
- Red or black handset
- Rugged ABS plastic handset
- 60 inch (1500mm) coiled cord set
- Supervised wiring
- Stainless-steel or red finish
- Flush or surface mount
- Break glass insert
- Locking door
- Concealed hinges
- Bilingual French/English markings

Installation

Edwards recommends that these fire alarm communication devices always be installed in accordance with the latest recognized editions of national and local fire alarm codes

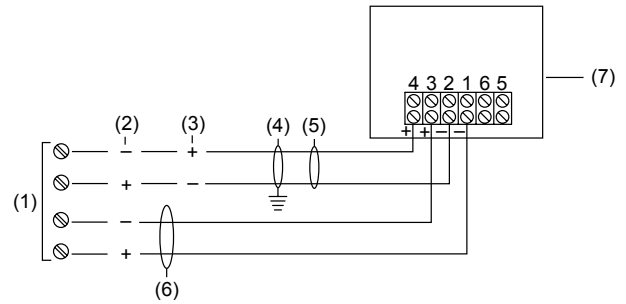


Typical Wiring



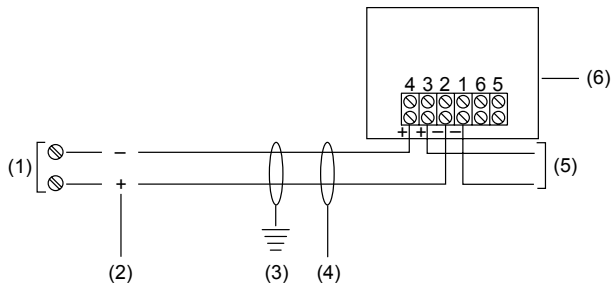
Three-state Class A

- (1) SIGA-CC2A or SIGA MCC2A signal module
- (2) Polarity shown in supervisory state
- (3) Connect the shields to chassis ground in the control panel
- (4) Telephone circuit
- (5) Class A only
- (6) Telephone handset cradle



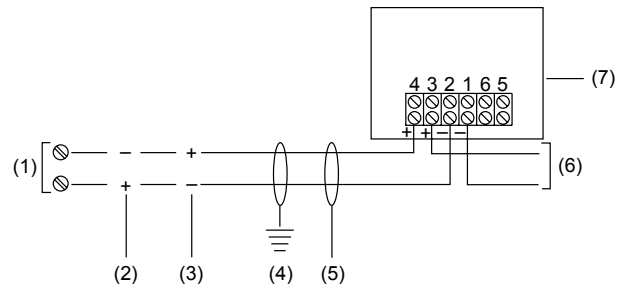
Four-state Class A

- (1) SIGA-CC2A or SIGA MCC2A signal module
- (2) Supervisory state (on-hook)
- (3) Active state (off-hook)
- (4) Connect the shields to chassis ground in the control panel
- (5) Telephone circuit
- (6) Class A only
- (7) Telephone handset cradle



Three-state Class B

- (1) Compatible signal module
- (2) Polarity shown in supervisory state
- (3) Connect the shields to chassis ground in the control panel
- (4) Telephone circuit
- (5) To 47 kΩ EOLR or next device
- (6) Telephone handset cradle



Four-state Class B

- (1) Compatible signal module
- (2) Supervisory state (on-hook)
- (3) Active state (off-hook)
- (4) Connect the shields to chassis ground in the control panel
- (5) Telephone circuit
- (6) To 47 kΩ EOLR or next device
- (7) Telephone handset cradle



LIFE SAFETY & INCIDENT MANAGEMENT

Contact us

Phone: 800-655-4497 (Option 4)

Email: edwards.fire@carrier.com

Website: edwardsfiresafety.com

8985 Town Center Pkwy
Bradenton, FL 34202

© 2020 Carrier
All rights reserved.

Specifications – Telephone Handsets

Catalogue Number	6702-0220	6702-0221
Colour/Material	Black ABS Plastic	Red ABS Plastic
Cord	60 inch (1500mm) - Coiled	
Wiring	Terminal Connections 14 to 22 AWG (0.50 to 2.5 mm ²)	
Approvals	ULC	

Specifications – Front Plates

Catalogue Number	6702-0020	6702-0030	6702-0060	6702-0070
Finish	Fire Red Enamel	Stainless-Steel	Fire Red Enamel	Stainless-Steel
Mounting	Flush to EST 6702-10 Wallbox		Surface to EST 6702-10 Wallbox	
Markings	Bilingual French/English - Silkscreened White			
Replacement Breakglass	46137-0015			

Ordering Information

Catalogue Number	Description	Ship Wt. (kg)
Handsets		
6702-0220	Telephone Handset Assembly - Black	0.2
6702-0221	Telephone Handset Assembly - Red	0.2
Wallbox		
6702-10	Wallbox - Flush or Surface Mount, Red Finish	0.7
Front Plates		
6702-0020	Frontplate - Flush Mount, Red Finish c/w 2 Keys	0.6
6702-0030	Frontplate - Flush Mount, Stainless-Steel Finish c/w 2 Keys	0.7
6702-0060	Frontplate - Surface Mount, Red Finish c/w 2 Keys	0.5
6702-0070	Frontplate - Surface Mount, Stainless-Steel Finish c/w 2 Keys	0.6
Accessories		
46137-0015	Replacement Break Glass Insert, Bilingual French/English Markings	0.1